

# SAUL

1st Year

Fall 2005

Weeks 2 - 3

Head of School	Merritt Bucholz
Board of Advisors	Ger Carty Elizabeth Hatz David Lewis Matthias Schuler
Design Studio Lecturers	Grainne Hassett Martin Henchion Anja Thierfelder
Environmental Forces + Reaction	Matthias Schuler
History + Theory	Kazys Varnelis
Gravity + Reaction	Tom Cosgrove
Drawing + Representation	Anja Thierfelder
Administration	Sylvia Carroll
Students	John Allen Shane Barriscale Eoin Carney Barry Casey Eugene Crimmins David Crowley Neil Fennel Steven Garvey Orla Higgins Sinead Jennings Bernard Kavanagh Stephen Kelleher Robert Kelly Claire Kenny Eleanor Moloney Eadaoin Moynihan Carthage Murphy Donal Murphy Arwen Ni Chiosoig Eugene O'Callaghan Sarah O'Connor Ruairi O'Neill Sinead O'Shaughnessy Kate O'Sullivan Aoife Quill Gerard Walsh Shane Walsh

Photography

Zoey Braun with Jana Reinschmidt and Anja Thierfelder

---

## Week Two: Abstraction

record it      draw it model it      manipulate it      remodel it

During this week we will move through a series of architectural techniques. These techniques are both physical and intellectual, including drawing, making and acting conceptually.

Working as individuals each person will make representations and manipulations of the week one 'reality' construction in:

card,                  drawing                  plaster                  wax

These manipulations will include: making something 50 times smaller than reality, making a solid version of it, making it hollow, making the spaces in (or between parts of) it, reversing it and more. Anja, Grainne, Martin and Merrit will agree each exercise with you each day and we will show you how to make stuff.

---

## Week Two: Reality Revisited

In Reality Revisited groups will make constructions (with the original laths) of the final manipulation of the Abstraction Week. So we will be building something we have drawn and modelled and have discussed as an abstract thing. During this week Matiaas Schuler will explore the concepts of climate and environment in each project.

At the end we will have a party !

## From Reality to Abstraction

During this week you will make a collection of models and drawings exploring your built structure. Each collection will be personal; your drawings and models will shift and mutate during the week as you decide and talk to us about what to do. To start, look carefully at your built structure and record what you see in drawing. Look at your drawing again and see if it in turn suggests a new interpretation of the structure. Now record this. Revisit the structure and draw it another way. Look at this and see if it suggests and new interpretation. Record this. Repeat....

You could start with any of these:

Draw/map the thing you built.  
Draw/map it slow.  
Draw/map it fast.  
Draw/map the space inside it.  
Draw/map how light falls on it and in it.  
Draw/map how people move around it.  
Draw/map the Space between it and its surroundings.  
Draw/map the site.  
Draw/map the Structure.  
Draw the Surface described by the Structure.  
Draw the Spaces between the Structure.  
Draw a junction of the Structure.

Invert It.  
Make it hollow.  
Make it solid.  
Make it fifty times smaller.  
Make a negative of it.  
Make a repetitive series.  
Make it giant.  
Make it planar.  
Make the space in it.  
Make the wind in it.  
Make the light going through it.  
Make the forces of structure in it.  
Make yourself in it.

---

You choose the way in which it will be recorded. To draw, we will have large sheets of paper, hard and soft pencils and charcoal in studio. You should bring some other materials too; maybe pastels, watercolours, acrylics, pens or collage materials.

To make we will have sheets of white card, glue, scalpels, wax, plaster and steel rules.

October 2<sup>nd</sup>-5<sup>th</sup> 2005



p3anwen\_001377.tif



p3ineed3\_001326.tif



p4bernad\_001487.tif



p4sarah\_001410.tif



p4sarah\_001421.tif



p4elisanor\_001433.tif



p4elisanor\_001445.tif



p4rn\_001513.tif



p4ruah\_001461.tif



p4rn\_001496.tif




p4rn\_001508.tif




p4ruah\_001472.tif

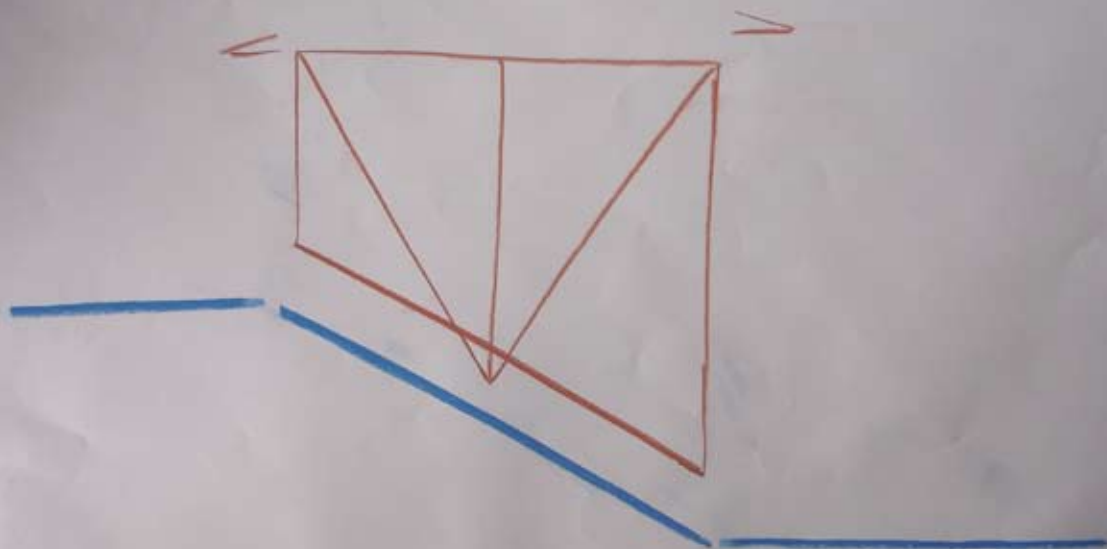



p4sarah\_001393.tif




Red  
Blue











han-2000



























